




## Outlook 365 App Installation Instructions For Android Phones (recent versions)

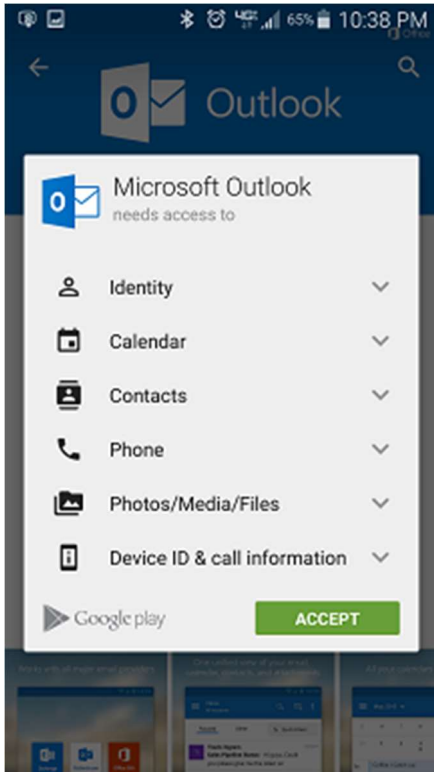
Go to the Play Store and search for Outlook 365.



Download Free Microsoft Outlook app, “Microsoft Outlook”. Do not use OWA for Android or Outlook.Com.



Tap Install.



Tap Accept.

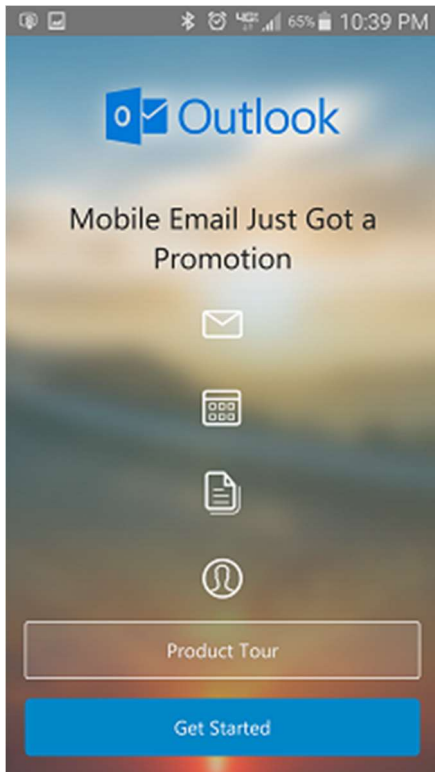


Tap Open.



**P&L TECHNOLOGY, INC.**

Putting our Customers in a Position to Win




Tap Get Started.

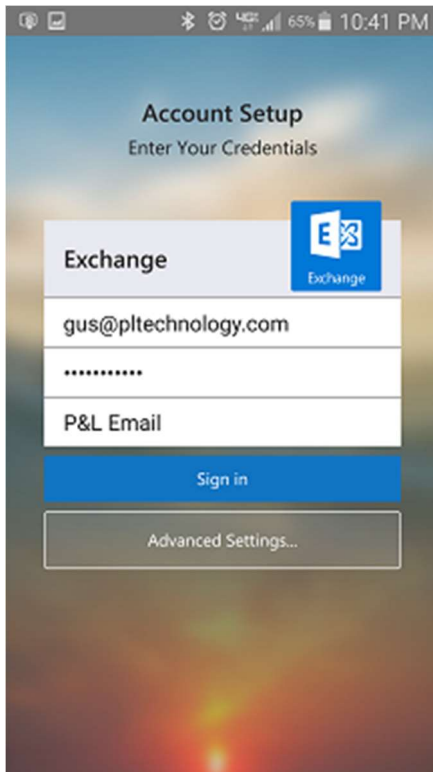


**P&L TECHNOLOGY, INC.**

Putting our Customers in a Position to Win



Tap Exchange.



Type your email address and password and give this a name that you will recognize.

Tap Sign in.

It should find your mailbox and set it up for you.